

# EPPE CX



## EPPE CX

### Power quality measurement

- PQ measurement to EN 50160
- Residual current monitoring
- Professional fault recorder
- Energy meter and power analyser
- Frequency analyser
- Trend and long-term data logger
- IEC 61850, IEC 60870-5-103, Modbus

Multi-functional measurement and analysis system for comprehensive monitoring of electrical installations at all voltage levels.

The combination of fully automatic, continuous measurements and easy operation ensures that detailed and informative analysis can be delivered across a wide range of applications.



**KoCoS**  
A FRIEND OF ENERGY

www.kocos.com

### Application

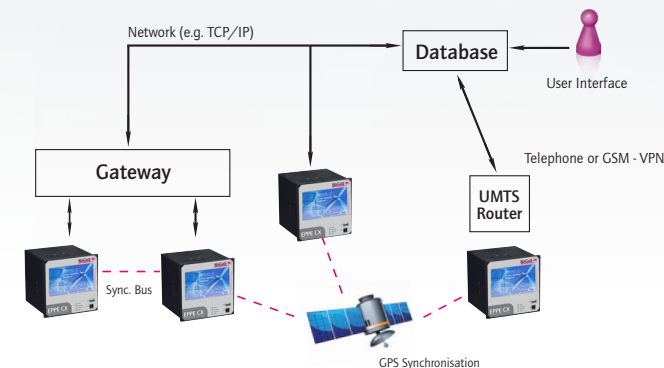
Thanks to the flexible configuration, EPPE CX can be adapted perfectly to suit a wide range of measurement tasks. Measurement inputs for 4 voltages, 4 currents and 5 additional sensor inputs make the device extremely flexible to use. The applications listed below are given as examples of the wide range of different uses of the device:

- Power quality monitoring to EN 50160
- Differential current measurement
- Acquisition of energy data and load profiles
- Optimisation of power consumption
- Transient recorder for detailed fault analysis
- Identification and recording of power swings
- Acquisition of closing and opening operations
- Measurement of flicker and harmonics
- Monitoring and analysis of renewable power systems
- Network optimisation
- Load management
- Fault location
- Trend recording
- Critical load monitoring



### Sensor Technology

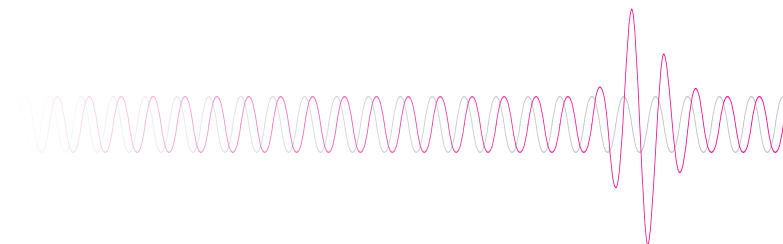
Sensor inputs for measurement quantities such as differential current, temperature, light irradiation, rotational vibration, wind speed or wind direction make it possible to monitor and analyse renewable power systems or industrial plants, for example.



### Measurement functions

The following functions guarantee full monitoring and analysis of electrical installations:

- Uninterrupted recording of all network parameters with an adjustable averaging period (trend analysis, EN 50160)
- PQ event recording for exact observation of network disturbances and statistical evaluations
- RMS recorder for detecting and assessing slow processes such as power swings
- High-resolution fault records for detailed fault analysis
- Energy meter for monitoring and optimising power consumption



### Touch screen

The colour 5" touch screen display has a clear, ergonomic design for simple, intuitive operation.

### Evaluation

A detailed analysis of the measurement data can be carried out with powerful analysis software on a PC. A wide range of graphs and tables, export functions, automatic creation of PQ reports as well as numerous analysis tools simplify the precise evaluation of the measurement data.

### Communication

The integrated multi-processor system with separate processors for real-time data acquisition, user interface and communication interfaces guarantees continuous data acquisition, user-friendly operation, fast data transfer and easy integration into any network at all times. Communication can take place via the following interfaces

- 2 Ethernet interfaces
- Active/passive USB
- RS 485 / RS 232

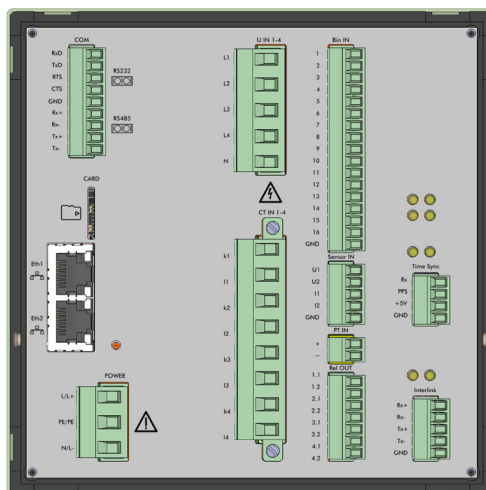
The support of LTE/UMTS routers makes the system independent of wired networks. EPPE CX also supports communication protocols such as IEC 61850, IEC 60870-5-103 and Modbus.

### Data transfer via USB flash drive

Parameters can be transferred directly to the device with a USB flash drive. When no direct communication connection is available, measurement data can also be transferred quickly and easily to a USB flash drive.

### Web server

The integrated WEB SERVER enables users to access all relevant measurement data with any Internet browser.



### Installation

EPPE CX is designed for panel mounting. A bracket system for DIN-rail or wall mounting is available as an optional extra.

The standard wide-range power supply unit allows flexible powering. A completely maintenance-free internal emergency power supply provides backup should there be a short-term interruption to the voltage supply.

### Technical data

Display	5" TFT graphic touch screen 640 x 480 pixels with backlighting
Operation	Touch screen on the device Web server Operating software
Memory	32 GB flash
Synchronisation	GPS, DCF 77, SNTP, IRIG-B, Sync Bus
Interfaces	1 x RS 232, 1 x RS 485, 2 x USB (1 x active, 1 x passive) 2 x Ethernet
Supply voltage	AC 85...265 V, 47...63 Hz DC 90...275 V
Inputs	4 x voltage 4 x current 5 x sensor (incl. 1 x temperature)
Binary inputs	16, configurable activation range
Binary outputs	6 x electronic outputs
Housing	For panel mounting Protection IP 20 Dimensions 144x144x140 mm
Standards	EN 50160 IEC 61000-4-7 IEC 61000-4-15 IEC 61000-4-30 class A

### KoCoS Messtechnik AG

Südring 42  
34497 Korbach, Germany  
Tel. +49 5631 9596-40  
info@kocos.com

For more information, go to:

[www.kocos.com](http://www.kocos.com)

**KoCoS**  
A FRIEND OF ENERGY